

Scaled data based on original data using
LM-79-08 Approved Method: Electrical and Photometric Measurements of Solid-
State Lighting Products

Test Report Prepared for
Cooper Lighting Solutions
(formerly Eaton)

Brand: McGRAW-EDISON

Report Number: P226943

Luminaire Tested: **ISW-AF-1000-LED-E1-SL3-7050**

Issue Date: 3/3/2020

Test Information

Test Method: LM-79-08
Report Number: P226943
TEST IS SCALED FROM IESNA LM-79-08 TEST DATA (P35946)
Test Lab: INNOVATION CENTER-P3
Issue Date: 3/3/2020
Manufacturer: COOPER LIGHTING SOLUTIONS (FORMERLY EATON)
Product Line: MCGRAW-EDISON
Catalog Number: ISW-AF-1000-LED-E1-SL3-7050
Description: IMPACT ELITE LED WEDGE LUMINAIRE
LIGHT SQUARE WITH ACCULED OPTICS-TYPE III W/SPILL CONTROL
Light Source: (16) 5000K CCT, 70 CRI LEDs
Ballast/Driver: ELECTRONIC DRIVER

Summary

Lumens per Lamp: N/A
Luminaire Lumens: 5732.1 lumens
Efficiency: N/A
Efficacy: 105.0 lumens/watt
Luminous Opening: Rectangular (W 0.5' x L: 0.5' x H: 0')
IES Classification: Type II - Short - Semi-Cutoff
BUG Rating: B1 - U1 - G2

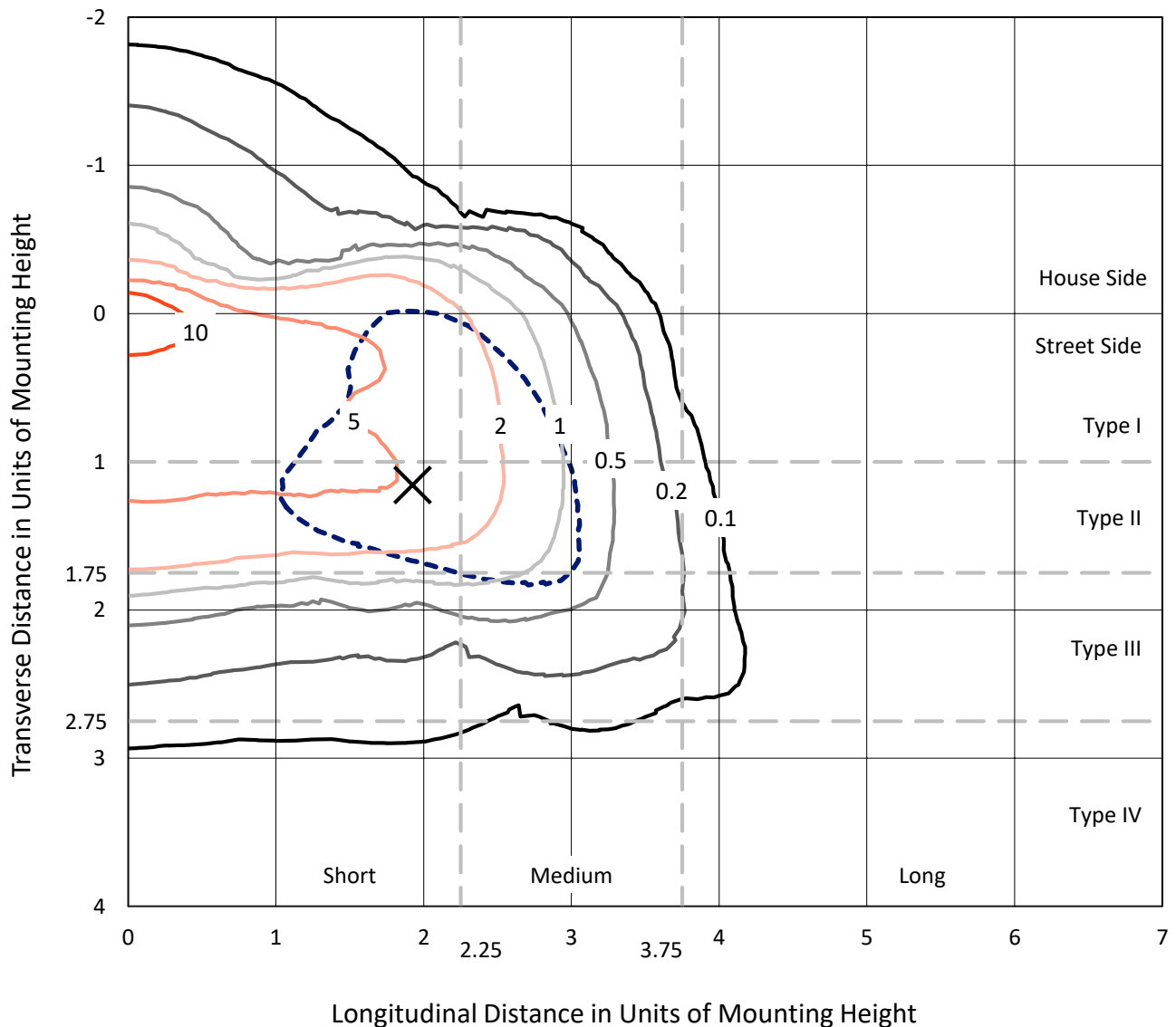
Input Watts (W): 54.6
Input Voltage (V): 120
Input Current (Ain): NR
Voltage Rise (V): NR
Power Factor: NR
Total Harmonic Distortion (THDi): NR
Frequency (hertz): 60
Stabilization Time: NR
Operation Time: NR
Ambient Temperature (°C): NR
Test Distance: 25 FT



REPORT NUMBER: P226943
 CATALOG NUMBER: ISW-AF-1000-LED-E1-SL3-7050

Iso-Footcandle Lines of Horizontal Illumination

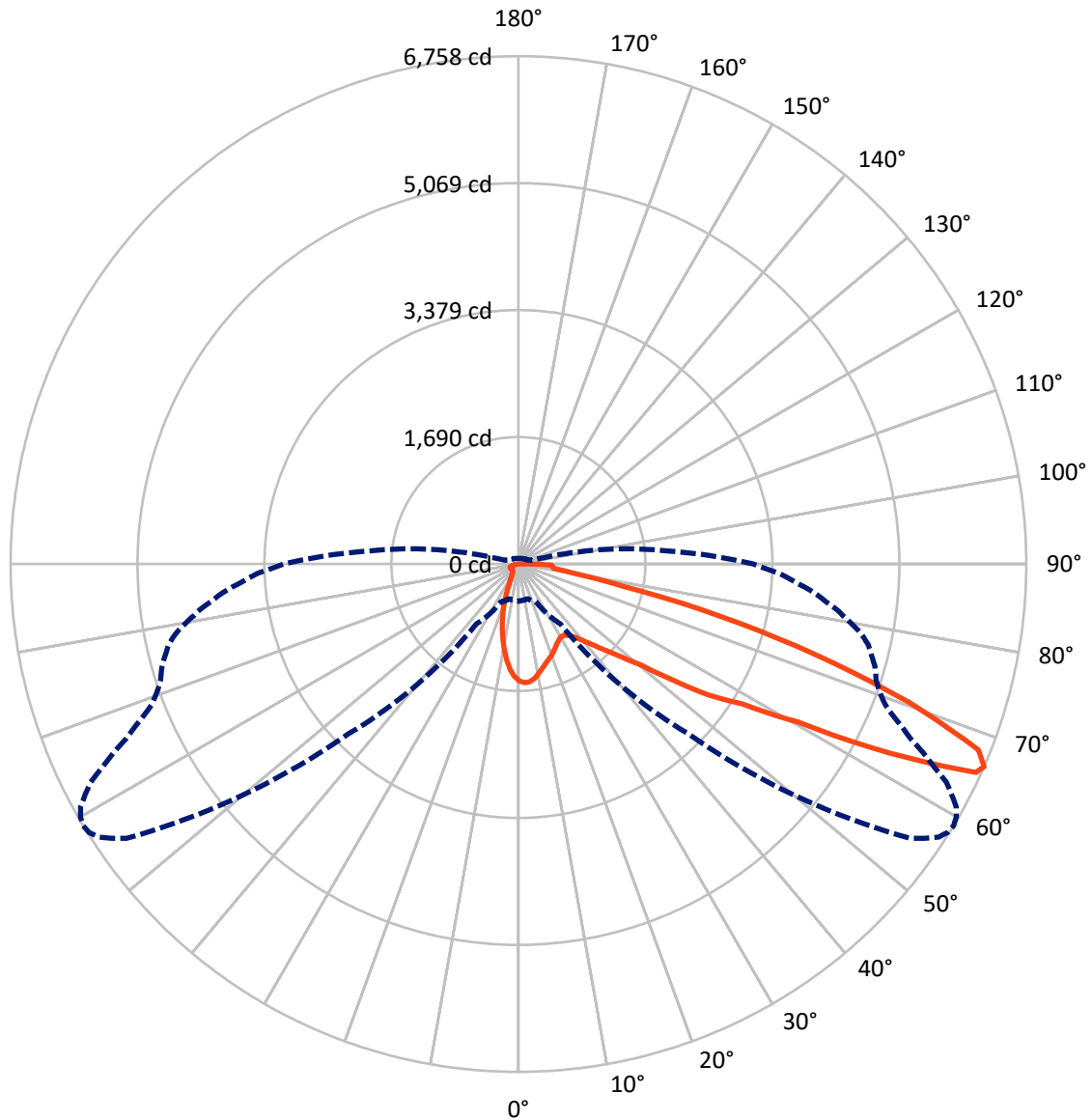
✕ Max cd
 - - - 1/2 Max cd



Based on 10 foot mounting height. Maximum calculated value = 15.6 fc
 Type II - Short - Semi-Cutoff

REPORT NUMBER: P226943
CATALOG NUMBER: ISW-AF-1000-LED-E1-SL3-7050

Luminous Intensity Polar Plot



— Vertical Plane Through 59-Deg Lateral - - - Horizontal Cone Through 66-Deg Vertical

REPORT NUMBER: P226943

CATALOG NUMBER: ISW-AF-1000-LED-E1-SL3-7050

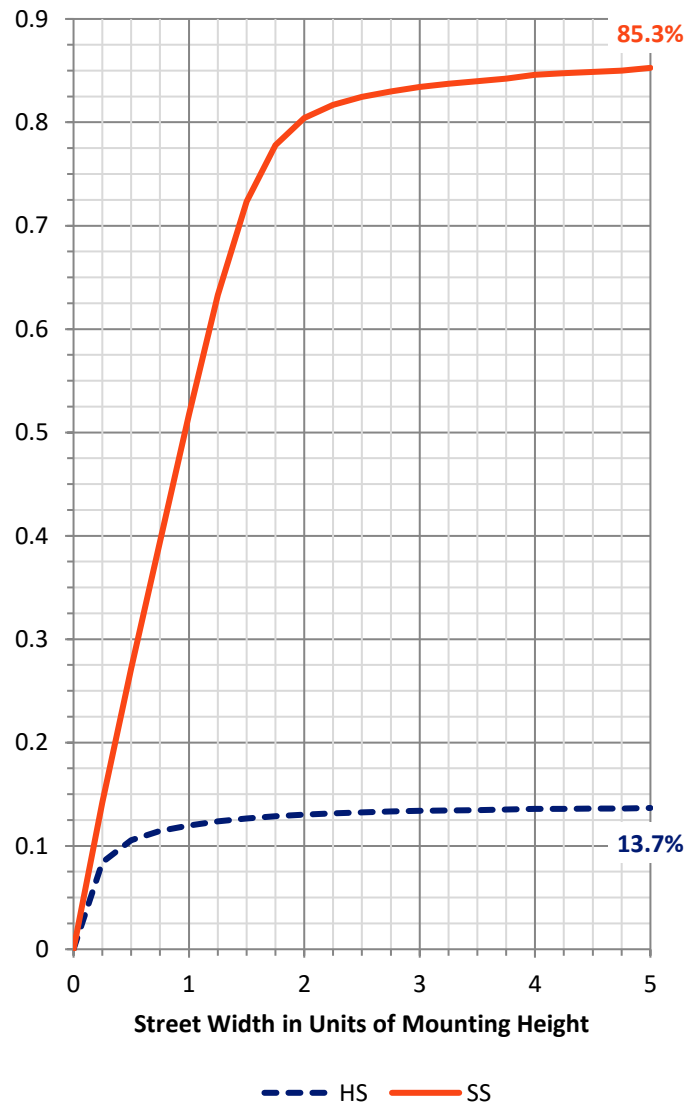
FLUX DISTRIBUTION:

		Downward	Upward	Total
House Side	Lumens	795.3	0.4	795.7
	% Fixture	13.9	0.0	13.9
Street Side	Lumens	4934.4	2.1	4936.5
	% Fixture	86.1	0.0	86.1
Total	Lumens	5729.7	2.5	5732.1
	% Fixture	100.0	0.0	100.0

Coefficient of Utilization

ZONAL LUMENS:

Zone	Lumens	% Fixture
0°-10°	132.7	2.3
10°-20°	280.4	4.9
20°-30°	351.7	6.1
30°-40°	481.3	8.4
40°-50°	774.2	13.5
50°-60°	1345.2	23.5
60°-70°	1634.5	28.5
70°-80°	609.7	10.6
80°-90°	119.9	2.1
90°-100°	2.5	0.0
100°-110°	0.0	0.0
110°-120°	0.0	0.0
120°-130°	0.0	0.0
130°-140°	0.0	0.0
140°-150°	0.0	0.0
150°-160°	0.0	0.0
160°-170°	0.0	0.0
170°-180°	0.0	0.0
0°-90°	5729.7	100.0
0°-180°	5732.1	100.0



REPORT NUMBER: P226943

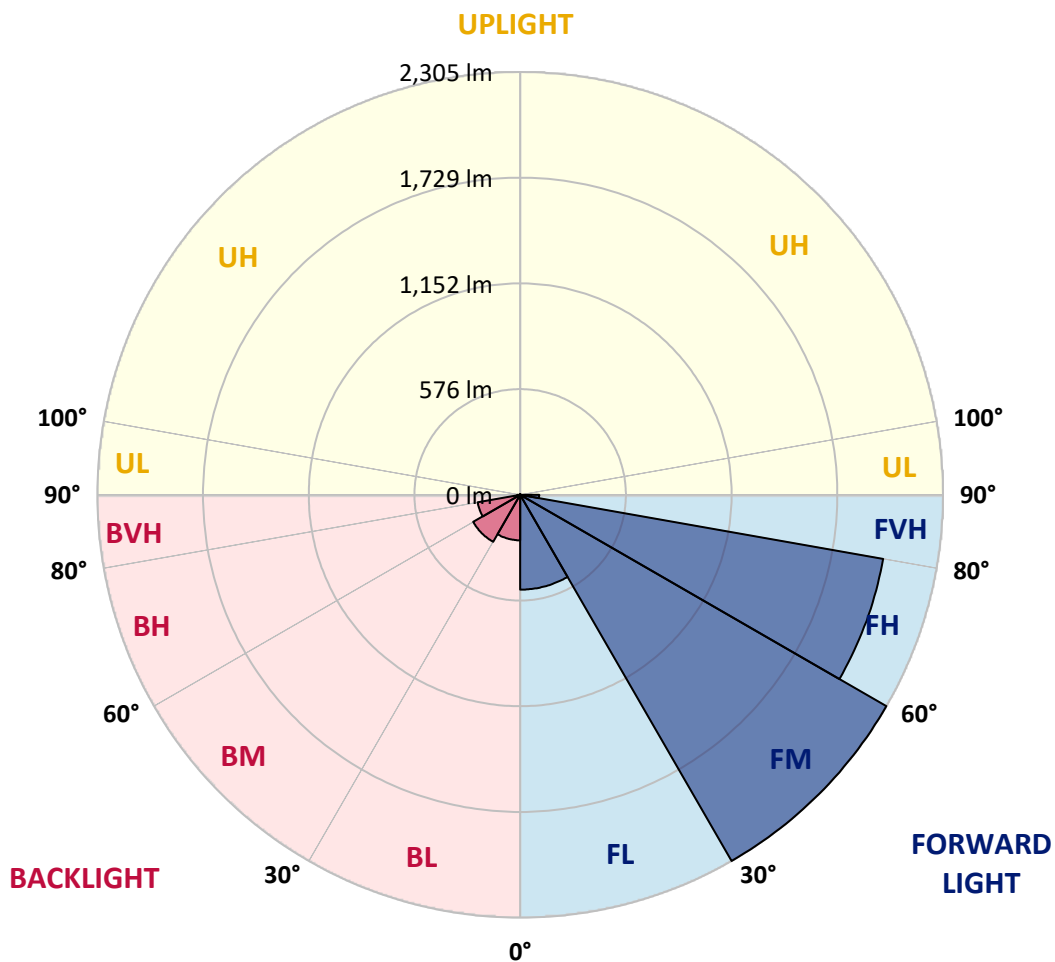
CATALOG NUMBER: ISW-AF-1000-LED-E1-SL3-7050

LUMINAIRE CLASSIFICATION SYSTEM LUMEN TABLE AND BUG RATING:

Zone	Lumens	% Fixture	Zone Rating/Lumen Limit		
			B	U	G
FL (0°-30°)	516.9	9.0			
FM (30°-60°)	2305.0	40.2			
FH (60°-80°)	2009.0	35.0			G2/5000
FVH (80°-90°)	103.5	1.8			G2/225
BL (0°-30°)	248.0	4.3	B1/500		
BM (30°-60°)	295.7	5.2	B1/1000		
BH (60°-80°)	235.2	4.1	B1/500		G1/500
BVH (80°-90°)	16.5	0.3			G1/100
UL (90°-100°)	2.5	0.0		U1/10	
UH (100°-180°)	0.4	0.0		U1/10	

BUG Rating: B1-U1-G2

Type II Short





REPORT NUMBER: P226943

CATALOG NUMBER: ISW-AF-1000-LED-E1-SL3-7050

CANDELA DISTRIBUTION (FULL):

	0°	5°	15°	25°	35°	45°	55°	56°	57°	58°	59°	
0°	1557.2	1557.2	1557.2	1557.2	1557.2	1557.2	1557.2	1557.2	1557.2	1557.2	1557.2	1557.2
2.5°	1597.7	1592.4	1602.1	1598.5	1601.2	1588.0	1585.4	1582.7	1584.5	1581.8	1581.8	1581.8
5°	1559.9	1557.2	1568.7	1574.8	1580.1	1578.3	1577.5	1577.5	1578.3	1572.2	1573.1	1573.1
7.5°	1449.2	1447.4	1463.2	1474.6	1500.1	1515.1	1534.4	1535.3	1537.0	1534.4	1539.7	1539.7
10°	1331.4	1336.7	1350.7	1369.2	1407.0	1429.8	1466.7	1473.8	1476.4	1477.3	1478.2	1478.2
12.5°	1218.9	1213.6	1231.2	1266.4	1317.3	1354.2	1400.8	1404.3	1408.7	1414.9	1421.0	1421.0
15°	1118.7	1124.9	1138.9	1175.8	1229.4	1281.3	1341.9	1345.5	1354.2	1359.5	1368.3	1368.3
17.5°	1050.2	1050.2	1066.0	1100.3	1150.4	1216.3	1292.7	1298.9	1305.9	1312.9	1322.6	1322.6
20°	1015.9	1015.9	1022.1	1042.3	1086.2	1149.5	1241.8	1248.8	1261.1	1269.0	1282.2	1282.2
22.5°	1013.3	1012.4	1011.5	1015.9	1042.3	1091.5	1187.3	1196.9	1207.5	1219.8	1231.2	1231.2
25°	1041.4	1044.0	1033.5	1026.4	1029.1	1051.9	1135.4	1140.7	1160.9	1168.8	1182.9	1182.9
27.5°	1081.8	1086.2	1077.4	1066.9	1051.1	1036.1	1091.5	1100.3	1113.4	1126.6	1144.2	1144.2
30°	1139.8	1138.9	1138.1	1131.0	1100.3	1053.7	1078.3	1084.4	1095.9	1106.4	1121.4	1121.4
32.5°	1202.2	1209.2	1214.5	1211.0	1179.4	1100.3	1096.7	1102.0	1112.6	1118.7	1128.4	1128.4
35°	1283.1	1286.6	1306.8	1306.8	1275.1	1183.8	1148.6	1153.0	1158.3	1160.9	1167.9	1167.9
37.5°	1371.8	1384.1	1414.0	1431.6	1382.4	1287.4	1230.3	1230.3	1233.0	1234.7	1239.1	1239.1
40°	1474.6	1492.2	1533.5	1566.9	1535.3	1416.6	1337.5	1345.5	1342.8	1339.3	1349.0	1349.0
42.5°	1594.2	1613.5	1663.6	1695.2	1676.8	1572.2	1481.7	1476.4	1484.3	1473.8	1477.3	1477.3
45°	1733.0	1747.9	1798.9	1832.3	1847.2	1762.9	1670.6	1660.1	1660.1	1637.2	1646.9	1646.9
47.5°	1857.8	1862.2	1911.4	1970.3	2018.6	2020.4	1890.3	1883.3	1866.6	1851.6	1848.1	1848.1
50°	1973.8	1987.0	2018.6	2082.8	2183.8	2271.7	2192.6	2170.6	2152.2	2096.8	2113.5	2113.5
52.5°	2175.0	2200.5	2220.7	2259.4	2378.9	2557.3	2654.9	2620.6	2616.2	2566.1	2554.7	2554.7
55°	2212.8	2215.5	2282.3	2505.5	2786.7	2915.0	3102.2	3101.3	3115.4	3099.5	3084.6	3084.6
57.5°	2035.3	2014.2	2125.8	2420.2	2985.3	3644.4	3587.3	3593.4	3575.0	3526.6	3511.7	3511.7
60°	1585.4	1602.9	1723.3	2098.6	2842.1	4115.4	4492.5	4380.8	4460.8	4335.1	4267.5	4267.5
62.5°	892.0	871.8	953.5	1348.1	2331.5	4140.1	5725.4	5737.7	5776.4	5706.1	5540.9	5540.9
65°	575.6	566.8	558.9	682.0	1397.3	3621.6	6407.4	6558.5	6649.0	6686.0	6688.6	6688.6
66°	494.8	487.7	478.1	558.0	973.7	3190.9	6363.4	6525.1	6669.3	6737.8	6758.0	6758.0
67.5°	420.9	410.4	408.6	462.3	677.6	2475.6	5944.2	6198.2	6325.6	6503.2	6599.8	6599.8
70°	321.6	316.4	332.2	399.0	520.3	1165.3	4736.8	5068.1	5287.8	5426.6	5516.3	5516.3
72.5°	269.8	268.0	290.0	364.7	493.0	660.9	3315.7	3671.6	3901.0	4033.7	4156.7	4156.7
75°	210.9	212.7	241.7	348.0	490.4	575.6	1926.3	2265.6	2399.1	2608.3	2768.2	2768.2
77.5°	158.2	156.4	179.3	281.2	478.1	583.5	1001.0	1141.6	1288.3	1394.7	1433.3	1433.3
80°	110.7	112.5	128.3	193.3	372.6	600.2	624.0	656.5	687.2	721.5	728.5	728.5
82.5°	73.8	74.7	94.9	132.7	258.4	573.0	582.6	567.7	544.0	514.1	481.6	481.6
85°	44.8	46.6	67.7	89.6	200.4	518.5	602.9	563.3	527.3	487.7	448.2	448.2
87.5°	22.8	25.5	40.4	52.7	118.6	255.7	627.5	598.5	549.3	488.6	444.7	444.7
90°	6.2	6.2	8.8	13.2	23.7	51.8	158.2	142.4	71.2	135.3	66.8	66.8
92.5°	0.0	0.0	0.0	0.0	0.0	0.0	0.0	0.0	0.0	0.0	0.0	0.0
95°	0.0	0.0	0.0	0.0	0.0	0.0	0.0	0.0	0.0	0.0	0.0	0.0
97.5°	0.0	0.0	0.0	0.0	0.0	0.0	0.0	0.0	0.0	0.0	0.0	0.0
100°	0.0	0.0	0.0	0.0	0.0	0.0	0.0	0.0	0.0	0.0	0.0	0.0
102.5°	0.0	0.0	0.0	0.0	0.0	0.0	0.0	0.0	0.0	0.0	0.0	0.0
105°	0.0	0.0	0.0	0.0	0.0	0.0	0.0	0.0	0.0	0.0	0.0	0.0
107.5°	0.0	0.0	0.0	0.0	0.0	0.0	0.0	0.0	0.0	0.0	0.0	0.0



REPORT NUMBER: P226943

CATALOG NUMBER: ISW-AF-1000-LED-E1-SL3-7050

CANDELA DISTRIBUTION (continued):

	0°	5°	15°	25°	35°	45°	55°	56°	57°	58°	59°
110°	0.0	0.0	0.0	0.0	0.0	0.0	0.0	0.0	0.0	0.0	0.0
112.5°	0.0	0.0	0.0	0.0	0.0	0.0	0.0	0.0	0.0	0.0	0.0
115°	0.0	0.0	0.0	0.0	0.0	0.0	0.0	0.0	0.0	0.0	0.0
117.5°	0.0	0.0	0.0	0.0	0.0	0.0	0.0	0.0	0.0	0.0	0.0
120°	0.0	0.0	0.0	0.0	0.0	0.0	0.0	0.0	0.0	0.0	0.0
122.5°	0.0	0.0	0.0	0.0	0.0	0.0	0.0	0.0	0.0	0.0	0.0
125°	0.0	0.0	0.0	0.0	0.0	0.0	0.0	0.0	0.0	0.0	0.0
127.5°	0.0	0.0	0.0	0.0	0.0	0.0	0.0	0.0	0.0	0.0	0.0
130°	0.0	0.0	0.0	0.0	0.0	0.0	0.0	0.0	0.0	0.0	0.0
132.5°	0.0	0.0	0.0	0.0	0.0	0.0	0.0	0.0	0.0	0.0	0.0
135°	0.0	0.0	0.0	0.0	0.0	0.0	0.0	0.0	0.0	0.0	0.0
137.5°	0.0	0.0	0.0	0.0	0.0	0.0	0.0	0.0	0.0	0.0	0.0
140°	0.0	0.0	0.0	0.0	0.0	0.0	0.0	0.0	0.0	0.0	0.0
142.5°	0.0	0.0	0.0	0.0	0.0	0.0	0.0	0.0	0.0	0.0	0.0
145°	0.0	0.0	0.0	0.0	0.0	0.0	0.0	0.0	0.0	0.0	0.0
147.5°	0.0	0.0	0.0	0.0	0.0	0.0	0.0	0.0	0.0	0.0	0.0
150°	0.0	0.0	0.0	0.0	0.0	0.0	0.0	0.0	0.0	0.0	0.0
152.5°	0.0	0.0	0.0	0.0	0.0	0.0	0.0	0.0	0.0	0.0	0.0
155°	0.0	0.0	0.0	0.0	0.0	0.0	0.0	0.0	0.0	0.0	0.0
157.5°	0.0	0.0	0.0	0.0	0.0	0.0	0.0	0.0	0.0	0.0	0.0
160°	0.0	0.0	0.0	0.0	0.0	0.0	0.0	0.0	0.0	0.0	0.0
162.5°	0.0	0.0	0.0	0.0	0.0	0.0	0.0	0.0	0.0	0.0	0.0
165°	0.0	0.0	0.0	0.0	0.0	0.0	0.0	0.0	0.0	0.0	0.0
167.5°	0.0	0.0	0.0	0.0	0.0	0.0	0.0	0.0	0.0	0.0	0.0
170°	0.0	0.0	0.0	0.0	0.0	0.0	0.0	0.0	0.0	0.0	0.0
172.5°	0.0	0.0	0.0	0.0	0.0	0.0	0.0	0.0	0.0	0.0	0.0
175°	0.0	0.0	0.0	0.0	0.0	0.0	0.0	0.0	0.0	0.0	0.0
177.5°	0.0	0.0	0.0	0.0	0.0	0.0	0.0	0.0	0.0	0.0	0.0
180°	0.0	0.0	0.0	0.0	0.0	0.0	0.0	0.0	0.0	0.0	0.0



REPORT NUMBER: P226943

CATALOG NUMBER: ISW-AF-1000-LED-E1-SL3-7050

CANDELA DISTRIBUTION (continued):

	60°	61°	62°	63°	64°	65°	66°	67°	68°	69°	70°
0°	1557.2	1557.2	1557.2	1557.2	1557.2	1557.2	1557.2	1557.2	1557.2	1557.2	1557.2
2.5°	1581.0	1582.7	1581.0	1578.3	1581.0	1578.3	1577.5	1576.6	1577.5	1575.7	1574.8
5°	1573.1	1574.8	1574.8	1569.5	1568.7	1572.2	1566.9	1568.7	1566.9	1565.2	1561.6
7.5°	1535.3	1536.2	1537.0	1533.5	1536.2	1536.2	1534.4	1534.4	1532.6	1533.5	1530.0
10°	1482.5	1486.1	1489.6	1487.8	1486.9	1494.8	1491.3	1494.0	1494.0	1491.3	1492.2
12.5°	1425.4	1431.6	1436.0	1436.0	1439.5	1448.3	1447.4	1449.2	1456.2	1456.2	1453.5
15°	1372.7	1378.8	1385.9	1391.1	1398.2	1404.3	1408.7	1415.8	1419.3	1419.3	1423.7
17.5°	1331.4	1340.2	1348.1	1350.7	1360.4	1370.9	1373.6	1382.4	1387.6	1390.3	1395.5
20°	1291.0	1300.6	1310.3	1319.1	1327.9	1340.2	1346.3	1351.6	1360.4	1365.7	1373.6
22.5°	1243.5	1258.4	1270.8	1281.3	1296.2	1306.8	1319.1	1327.9	1338.4	1346.3	1352.5
25°	1198.7	1218.9	1235.6	1246.1	1266.4	1281.3	1296.2	1309.4	1322.6	1334.0	1342.8
27.5°	1157.4	1180.2	1200.4	1217.1	1239.1	1262.8	1277.8	1299.8	1317.3	1333.1	1343.7
30°	1137.2	1156.5	1177.6	1196.9	1218.9	1248.8	1273.4	1301.5	1323.5	1343.7	1359.5
32.5°	1141.6	1159.1	1177.6	1194.3	1217.1	1250.5	1276.0	1308.5	1341.1	1367.4	1387.6
35°	1176.7	1192.5	1204.8	1219.8	1240.0	1265.5	1292.7	1327.0	1367.4	1402.6	1428.9
37.5°	1250.5	1254.9	1267.2	1278.7	1289.2	1312.9	1338.4	1367.4	1414.0	1450.9	1487.8
40°	1341.9	1353.4	1364.8	1370.1	1382.4	1397.3	1408.7	1439.5	1480.8	1529.1	1569.5
42.5°	1478.2	1482.5	1484.3	1486.1	1490.5	1501.0	1517.7	1545.8	1586.2	1629.3	1674.1
45°	1631.1	1636.3	1641.6	1644.2	1638.1	1644.2	1661.8	1675.0	1714.5	1755.0	1812.1
47.5°	1842.9	1827.0	1819.1	1829.7	1824.4	1837.6	1845.5	1853.4	1900.9	1949.2	1997.5
50°	2114.4	2104.7	2092.4	2093.3	2103.0	2094.2	2099.5	2128.5	2144.3	2184.7	2248.9
52.5°	2548.5	2518.7	2472.1	2451.9	2463.3	2456.3	2458.9	2465.0	2454.5	2492.3	2546.8
55°	3084.6	3045.9	3015.2	2997.6	2932.6	2927.3	2884.2	2868.4	2834.1	2870.2	2857.9
57.5°	3466.9	3442.3	3426.5	3373.7	3343.9	3284.1	3266.5	3245.4	3198.0	3221.7	3242.8
60°	4205.1	4117.2	4087.3	3995.0	3964.3	3907.2	3834.2	3798.2	3773.6	3796.4	3782.4
62.5°	5437.2	5315.0	5291.3	5072.5	5018.9	4887.0	4749.9	4731.5	4654.2	4605.8	4594.4
65°	6640.3	6465.4	6334.4	6095.4	5933.7	5745.6	5536.5	5383.6	5226.3	5147.2	5042.6
66°	6729.9	6660.5	6528.6	6388.9	6153.4	5947.8	5710.5	5545.3	5368.6	5229.8	5140.1
67.5°	6577.0	6540.1	6493.5	6398.6	6250.9	6059.4	5834.4	5623.5	5410.8	5247.3	5104.1
70°	5559.3	5599.7	5652.5	5627.9	5543.5	5468.8	5270.2	5152.4	4992.5	4778.1	4690.2
72.5°	4196.3	4304.4	4267.5	4128.6	4063.6	4011.7	3939.7	3860.6	3631.2	3604.9	3501.2
75°	2699.7	2663.7	2687.4	2518.7	2403.5	2356.1	2184.7	2114.4	1942.2	1830.6	1745.3
77.5°	1422.8	1352.5	1298.0	1149.5	1043.1	980.7	897.3	798.8	647.7	638.9	500.9
80°	660.0	606.4	557.2	505.3	453.5	384.9	333.9	272.4	240.8	206.5	192.5
82.5°	448.2	413.9	384.0	349.8	310.2	262.8	226.7	192.5	164.3	147.6	134.5
85°	406.0	369.1	335.7	292.6	251.3	211.8	173.1	143.2	116.9	101.9	93.2
87.5°	394.6	348.9	313.7	267.2	226.7	186.3	149.4	116.0	90.5	73.8	63.3
90°	50.1	53.6	38.7	36.9	15.8	20.2	14.9	8.8	9.7	7.0	7.9
92.5°	0.0	0.0	0.0	0.0	0.0	0.0	0.0	0.0	0.0	0.0	0.0
95°	0.0	0.0	0.0	0.0	0.0	0.0	0.0	0.0	0.0	0.0	0.0
97.5°	0.0	0.0	0.0	0.0	0.0	0.0	0.0	0.0	0.0	0.0	0.0
100°	0.0	0.0	0.0	0.0	0.0	0.0	0.0	0.0	0.0	0.0	0.0
102.5°	0.0	0.0	0.0	0.0	0.0	0.0	0.0	0.0	0.0	0.0	0.0
105°	0.0	0.0	0.0	0.0	0.0	0.0	0.0	0.0	0.0	0.0	0.0
107.5°	0.0	0.0	0.0	0.0	0.0	0.0	0.0	0.0	0.0	0.0	0.0



REPORT NUMBER: P226943

CATALOG NUMBER: ISW-AF-1000-LED-E1-SL3-7050

CANDELA DISTRIBUTION (continued):

	60°	61°	62°	63°	64°	65°	66°	67°	68°	69°	70°
110°	0.0	0.0	0.0	0.0	0.0	0.0	0.0	0.0	0.0	0.0	0.0
112.5°	0.0	0.0	0.0	0.0	0.0	0.0	0.0	0.0	0.0	0.0	0.0
115°	0.0	0.0	0.0	0.0	0.0	0.0	0.0	0.0	0.0	0.0	0.0
117.5°	0.0	0.0	0.0	0.0	0.0	0.0	0.0	0.0	0.0	0.0	0.0
120°	0.0	0.0	0.0	0.0	0.0	0.0	0.0	0.0	0.0	0.0	0.0
122.5°	0.0	0.0	0.0	0.0	0.0	0.0	0.0	0.0	0.0	0.0	0.0
125°	0.0	0.0	0.0	0.0	0.0	0.0	0.0	0.0	0.0	0.0	0.0
127.5°	0.0	0.0	0.0	0.0	0.0	0.0	0.0	0.0	0.0	0.0	0.0
130°	0.0	0.0	0.0	0.0	0.0	0.0	0.0	0.0	0.0	0.0	0.0
132.5°	0.0	0.0	0.0	0.0	0.0	0.0	0.0	0.0	0.0	0.0	0.0
135°	0.0	0.0	0.0	0.0	0.0	0.0	0.0	0.0	0.0	0.0	0.0
137.5°	0.0	0.0	0.0	0.0	0.0	0.0	0.0	0.0	0.0	0.0	0.0
140°	0.0	0.0	0.0	0.0	0.0	0.0	0.0	0.0	0.0	0.0	0.0
142.5°	0.0	0.0	0.0	0.0	0.0	0.0	0.0	0.0	0.0	0.0	0.0
145°	0.0	0.0	0.0	0.0	0.0	0.0	0.0	0.0	0.0	0.0	0.0
147.5°	0.0	0.0	0.0	0.0	0.0	0.0	0.0	0.0	0.0	0.0	0.0
150°	0.0	0.0	0.0	0.0	0.0	0.0	0.0	0.0	0.0	0.0	0.0
152.5°	0.0	0.0	0.0	0.0	0.0	0.0	0.0	0.0	0.0	0.0	0.0
155°	0.0	0.0	0.0	0.0	0.0	0.0	0.0	0.0	0.0	0.0	0.0
157.5°	0.0	0.0	0.0	0.0	0.0	0.0	0.0	0.0	0.0	0.0	0.0
160°	0.0	0.0	0.0	0.0	0.0	0.0	0.0	0.0	0.0	0.0	0.0
162.5°	0.0	0.0	0.0	0.0	0.0	0.0	0.0	0.0	0.0	0.0	0.0
165°	0.0	0.0	0.0	0.0	0.0	0.0	0.0	0.0	0.0	0.0	0.0
167.5°	0.0	0.0	0.0	0.0	0.0	0.0	0.0	0.0	0.0	0.0	0.0
170°	0.0	0.0	0.0	0.0	0.0	0.0	0.0	0.0	0.0	0.0	0.0
172.5°	0.0	0.0	0.0	0.0	0.0	0.0	0.0	0.0	0.0	0.0	0.0
175°	0.0	0.0	0.0	0.0	0.0	0.0	0.0	0.0	0.0	0.0	0.0
177.5°	0.0	0.0	0.0	0.0	0.0	0.0	0.0	0.0	0.0	0.0	0.0
180°	0.0	0.0	0.0	0.0	0.0	0.0	0.0	0.0	0.0	0.0	0.0



REPORT NUMBER: P226943

CATALOG NUMBER: ISW-AF-1000-LED-E1-SL3-7050

CANDELA DISTRIBUTION (continued):

	71°	72°	73°	74°	75°	76°	77°	78°	79°	80°	81°
0°	1557.2	1557.2	1557.2	1557.2	1557.2	1557.2	1557.2	1557.2	1557.2	1557.2	1557.2
2.5°	1573.1	1570.4	1573.1	1572.2	1568.7	1569.5	1570.4	1566.9	1565.2	1565.2	1564.3
5°	1559.0	1557.2	1559.0	1558.1	1552.8	1552.0	1552.0	1549.3	1545.8	1543.2	1541.4
7.5°	1525.6	1527.4	1526.5	1523.8	1521.2	1521.2	1518.6	1512.4	1508.9	1505.4	1501.9
10°	1487.8	1487.8	1488.7	1487.8	1483.4	1481.7	1478.2	1474.6	1475.5	1466.7	1459.7
12.5°	1454.4	1454.4	1453.5	1451.8	1449.2	1448.3	1448.3	1437.7	1435.1	1432.5	1424.5
15°	1422.8	1424.5	1424.5	1424.5	1420.1	1420.1	1415.8	1408.7	1408.7	1400.8	1392.9
17.5°	1398.2	1400.8	1399.9	1400.8	1401.7	1396.4	1388.5	1384.1	1378.8	1374.5	1363.9
20°	1377.1	1378.8	1379.7	1379.7	1377.1	1373.6	1366.5	1359.5	1356.0	1347.2	1334.0
22.5°	1357.8	1361.3	1362.1	1362.1	1358.6	1356.0	1349.0	1338.4	1331.4	1320.8	1308.5
25°	1349.8	1354.2	1351.6	1353.4	1349.8	1343.7	1334.0	1325.2	1314.7	1301.5	1288.3
27.5°	1352.5	1358.6	1356.9	1356.0	1351.6	1347.2	1334.9	1324.4	1312.1	1296.2	1279.5
30°	1368.3	1378.8	1374.5	1370.9	1370.1	1359.5	1348.1	1333.1	1319.1	1300.6	1281.3
32.5°	1398.2	1403.5	1404.3	1401.7	1397.3	1388.5	1372.7	1353.4	1337.5	1315.6	1292.7
35°	1447.4	1452.7	1450.9	1450.9	1446.5	1432.5	1413.1	1393.8	1371.8	1347.2	1323.5
37.5°	1515.9	1525.6	1523.8	1520.3	1515.1	1498.4	1483.4	1459.7	1435.1	1402.6	1375.3
40°	1602.1	1617.0	1630.2	1627.5	1615.2	1600.3	1586.2	1559.0	1534.4	1498.4	1468.5
42.5°	1718.1	1738.3	1755.0	1767.3	1762.0	1742.7	1718.1	1706.6	1671.5	1634.6	1603.8
45°	1866.6	1908.8	1923.7	1938.6	1938.6	1926.3	1921.1	1898.2	1861.3	1812.1	1783.1
47.5°	2062.6	2118.8	2135.5	2161.0	2175.9	2162.7	2153.1	2114.4	2089.8	2022.1	2015.1
50°	2300.7	2357.0	2402.7	2432.5	2428.1	2439.6	2416.7	2394.7	2360.5	2305.1	2285.8
52.5°	2604.8	2649.6	2690.9	2708.5	2726.9	2724.3	2719.0	2704.1	2661.0	2631.1	2581.9
55°	2916.8	2953.7	3003.8	3032.8	3056.5	3052.1	3031.9	2995.8	3003.8	2941.4	2914.1
57.5°	3271.8	3312.2	3366.7	3393.9	3404.5	3458.1	3444.9	3440.5	3425.6	3403.6	3375.5
60°	3882.6	3894.0	3938.8	4007.4	4091.7	4075.0	4096.1	4110.2	4120.7	4071.5	4068.0
62.5°	4610.2	4624.3	4662.9	4677.0	4689.3	4691.1	4662.9	4662.9	4614.6	4551.3	4502.1
65°	5007.4	4978.4	4952.1	4937.1	4904.6	4875.6	4833.4	4776.3	4694.6	4597.0	4509.2
66°	5064.6	5005.7	4971.4	4933.6	4881.8	4828.2	4778.1	4699.9	4604.1	4488.1	4372.1
67.5°	5009.2	4928.3	4848.4	4793.0	4720.9	4624.3	4536.4	4445.0	4354.5	4195.4	4087.3
70°	4503.9	4407.2	4319.3	4198.1	4083.8	3988.9	3837.7	3678.7	3547.7	3380.8	3274.4
72.5°	3344.7	3230.5	3116.2	2945.8	2779.7	2755.1	2565.2	2378.0	2277.9	2143.4	2035.3
75°	1652.2	1508.0	1303.3	1211.9	1079.2	1014.1	978.1	842.8	810.3	677.6	675.8
77.5°	466.6	400.7	355.9	310.2	290.9	276.8	228.5	218.8	198.6	195.1	183.7
80°	176.6	167.0	162.6	158.2	153.8	151.2	149.4	142.4	138.9	133.6	130.9
82.5°	127.4	123.9	116.0	113.4	109.9	104.6	103.7	99.3	96.7	91.4	89.6
85°	86.1	81.7	77.3	72.9	71.2	70.3	67.7	65.9	64.2	61.5	60.6
87.5°	58.0	53.6	48.3	46.6	45.7	46.6	47.5	45.7	44.8	43.1	42.2
90°	7.0	9.7	8.8	8.8	10.5	8.8	8.8	9.7	8.8	8.8	7.9
92.5°	0.0	0.0	0.0	0.0	0.0	0.0	0.0	0.0	0.0	0.0	0.0
95°	0.0	0.0	0.0	0.0	0.0	0.0	0.0	0.0	0.0	0.0	0.0
97.5°	0.0	0.0	0.0	0.0	0.0	0.0	0.0	0.0	0.0	0.0	0.0
100°	0.0	0.0	0.0	0.0	0.0	0.0	0.0	0.0	0.0	0.0	0.0
102.5°	0.0	0.0	0.0	0.0	0.0	0.0	0.0	0.0	0.0	0.0	0.0
105°	0.0	0.0	0.0	0.0	0.0	0.0	0.0	0.0	0.0	0.0	0.0
107.5°	0.0	0.0	0.0	0.0	0.0	0.0	0.0	0.0	0.0	0.0	0.0



REPORT NUMBER: P226943
 CATALOG NUMBER: ISW-AF-1000-LED-E1-SL3-7050

REPORT N
 CATALOG

CANDELA DISTRIBUTION (continued):

CANDELA

	71°	72°	73°	74°	75°	76°	77°	78°	79°	80°	81°	
110°	0.0	0.0	0.0	0.0	0.0	0.0	0.0	0.0	0.0	0.0	0.0	0°
112.5°	0.0	0.0	0.0	0.0	0.0	0.0	0.0	0.0	0.0	0.0	0.0	2.5°
115°	0.0	0.0	0.0	0.0	0.0	0.0	0.0	0.0	0.0	0.0	0.0	5°
117.5°	0.0	0.0	0.0	0.0	0.0	0.0	0.0	0.0	0.0	0.0	0.0	7.5°
120°	0.0	0.0	0.0	0.0	0.0	0.0	0.0	0.0	0.0	0.0	0.0	10°
122.5°	0.0	0.0	0.0	0.0	0.0	0.0	0.0	0.0	0.0	0.0	0.0	12.5°
125°	0.0	0.0	0.0	0.0	0.0	0.0	0.0	0.0	0.0	0.0	0.0	15°
127.5°	0.0	0.0	0.0	0.0	0.0	0.0	0.0	0.0	0.0	0.0	0.0	17.5°
130°	0.0	0.0	0.0	0.0	0.0	0.0	0.0	0.0	0.0	0.0	0.0	20°
132.5°	0.0	0.0	0.0	0.0	0.0	0.0	0.0	0.0	0.0	0.0	0.0	22.5°
135°	0.0	0.0	0.0	0.0	0.0	0.0	0.0	0.0	0.0	0.0	0.0	25°
137.5°	0.0	0.0	0.0	0.0	0.0	0.0	0.0	0.0	0.0	0.0	0.0	27.5°
140°	0.0	0.0	0.0	0.0	0.0	0.0	0.0	0.0	0.0	0.0	0.0	30°
142.5°	0.0	0.0	0.0	0.0	0.0	0.0	0.0	0.0	0.0	0.0	0.0	32.5°
145°	0.0	0.0	0.0	0.0	0.0	0.0	0.0	0.0	0.0	0.0	0.0	35°
147.5°	0.0	0.0	0.0	0.0	0.0	0.0	0.0	0.0	0.0	0.0	0.0	37.5°
150°	0.0	0.0	0.0	0.0	0.0	0.0	0.0	0.0	0.0	0.0	0.0	40°
152.5°	0.0	0.0	0.0	0.0	0.0	0.0	0.0	0.0	0.0	0.0	0.0	42.5°
155°	0.0	0.0	0.0	0.0	0.0	0.0	0.0	0.0	0.0	0.0	0.0	45°
157.5°	0.0	0.0	0.0	0.0	0.0	0.0	0.0	0.0	0.0	0.0	0.0	47.5°
160°	0.0	0.0	0.0	0.0	0.0	0.0	0.0	0.0	0.0	0.0	0.0	50°
162.5°	0.0	0.0	0.0	0.0	0.0	0.0	0.0	0.0	0.0	0.0	0.0	52.5°
165°	0.0	0.0	0.0	0.0	0.0	0.0	0.0	0.0	0.0	0.0	0.0	55°
167.5°	0.0	0.0	0.0	0.0	0.0	0.0	0.0	0.0	0.0	0.0	0.0	57.5°
170°	0.0	0.0	0.0	0.0	0.0	0.0	0.0	0.0	0.0	0.0	0.0	60°
172.5°	0.0	0.0	0.0	0.0	0.0	0.0	0.0	0.0	0.0	0.0	0.0	62.5°
175°	0.0	0.0	0.0	0.0	0.0	0.0	0.0	0.0	0.0	0.0	0.0	65°
177.5°	0.0	0.0	0.0	0.0	0.0	0.0	0.0	0.0	0.0	0.0	0.0	66°
180°	0.0	0.0	0.0	0.0	0.0	0.0	0.0	0.0	0.0	0.0	0.0	67.5°
												70°
												72.5°
												75°
												77.5°
												80°
												82.5°
												85°
												87.5°
												90°
												92.5°
												95°
												97.5°
												100°
												102.5°
												105°
												107.5°

'226943
 ISW-AF-1000-LED-E1-SL3-7050

REPORT NUMBER: P226943
 CATALOG NUMBER: ISW-AF-10

TION (continued):

CANDELA DISTRIBUTION (con

83°	84°	85°	86°	87°	88°	89°	90°	95°	105°		115°	125°
0.0	0.0	0.0	0.0	0.0	0.0	0.0	0.0	0.0	0.0	0°	1557.2	1557.2
0.0	0.0	0.0	0.0	0.0	0.0	0.0	0.0	0.0	0.0	2.5°	1506.3	1492.2
0.0	0.0	0.0	0.0	0.0	0.0	0.0	0.0	0.0	0.0	5°	1426.3	1394.7
0.0	0.0	0.0	0.0	0.0	0.0	0.0	0.0	0.0	0.0	7.5°	1318.2	1256.7
0.0	0.0	0.0	0.0	0.0	0.0	0.0	0.0	0.0	0.0	10°	1194.3	1105.5
0.0	0.0	0.0	0.0	0.0	0.0	0.0	0.0	0.0	0.0	12.5°	1066.0	952.6
0.0	0.0	0.0	0.0	0.0	0.0	0.0	0.0	0.0	0.0	15°	946.5	796.2
0.0	0.0	0.0	0.0	0.0	0.0	0.0	0.0	0.0	0.0	17.5°	820.8	635.4
0.0	0.0	0.0	0.0	0.0	0.0	0.0	0.0	0.0	0.0	20°	700.4	479.8
0.0	0.0	0.0	0.0	0.0	0.0	0.0	0.0	0.0	0.0	22.5°	564.2	336.6
0.0	0.0	0.0	0.0	0.0	0.0	0.0	0.0	0.0	0.0	25°	413.9	244.3
0.0	0.0	0.0	0.0	0.0	0.0	0.0	0.0	0.0	0.0	27.5°	295.3	195.1
0.0	0.0	0.0	0.0	0.0	0.0	0.0	0.0	0.0	0.0	30°	220.6	164.3
0.0	0.0	0.0	0.0	0.0	0.0	0.0	0.0	0.0	0.0	32.5°	176.6	142.4
0.0	0.0	0.0	0.0	0.0	0.0	0.0	0.0	0.0	0.0	35°	150.3	129.2
0.0	0.0	0.0	0.0	0.0	0.0	0.0	0.0	0.0	0.0	37.5°	134.5	120.4
0.0	0.0	0.0	0.0	0.0	0.0	0.0	0.0	0.0	0.0	40°	125.7	116.0
0.0	0.0	0.0	0.0	0.0	0.0	0.0	0.0	0.0	0.0	42.5°	120.4	111.6
0.0	0.0	0.0	0.0	0.0	0.0	0.0	0.0	0.0	0.0	45°	117.8	109.0
0.0	0.0	0.0	0.0	0.0	0.0	0.0	0.0	0.0	0.0	47.5°	116.0	105.5
0.0	0.0	0.0	0.0	0.0	0.0	0.0	0.0	0.0	0.0	50°	114.2	105.5
0.0	0.0	0.0	0.0	0.0	0.0	0.0	0.0	0.0	0.0	52.5°	115.1	107.2
0.0	0.0	0.0	0.0	0.0	0.0	0.0	0.0	0.0	0.0	55°	119.5	107.2
0.0	0.0	0.0	0.0	0.0	0.0	0.0	0.0	0.0	0.0	57.5°	126.5	107.2
0.0	0.0	0.0	0.0	0.0	0.0	0.0	0.0	0.0	0.0	60°	131.8	109.0
0.0	0.0	0.0	0.0	0.0	0.0	0.0	0.0	0.0	0.0	62.5°	133.6	112.5
0.0	0.0	0.0	0.0	0.0	0.0	0.0	0.0	0.0	0.0	65°	131.8	114.2
0.0	0.0	0.0	0.0	0.0	0.0	0.0	0.0	0.0	0.0	66°	130.1	114.2
0.0	0.0	0.0	0.0	0.0	0.0	0.0	0.0	0.0	0.0	67.5°	127.4	112.5
										70°	121.3	105.5
										72.5°	109.0	94.9
										75°	93.2	76.5
										77.5°	75.6	61.5
										80°	56.2	46.6
										82.5°	41.3	36.0
										85°	29.0	25.5
										87.5°	17.6	15.8
										90°	4.4	4.4
										92.5°	0.0	0.0
										95°	0.0	0.0
										97.5°	0.0	0.0
										100°	0.0	0.0
										102.5°	0.0	0.0
										105°	0.0	0.0
										107.5°	0.0	0.0



REPORT NUMBER: P226943

CATALOG NUMBER: ISW-AF-1000-LED-E:

000-LED-E1-SL3-7050

tinued):

135°	145°	155°	165°	175°	180°
1557.2	1557.2	1557.2	1557.2	1557.2	1557.2
1482.5	1481.7	1459.7	1455.3	1440.4	1448.3
1356.9	1341.9	1302.4	1294.5	1277.8	1273.4
1206.6	1165.3	1133.7	1098.5	1065.1	1081.8
1030.8	961.4	892.0	846.3	827.8	821.7
863.9	739.1	652.1	562.4	530.8	542.2
661.7	519.4	403.4	351.5	321.6	316.4
466.6	333.1	279.5	266.3	260.1	260.1
316.4	254.0	233.8	227.6	227.6	228.5
240.8	213.5	204.8	205.6	209.2	210.0
199.5	188.9	184.5	190.7	197.7	198.6
172.2	169.6	170.5	178.4	185.4	186.3
151.2	153.8	157.3	164.3	170.5	172.2
136.2	140.6	143.2	147.6	151.2	152.0
125.7	130.9	130.1	132.7	135.3	136.2
119.5	122.2	119.5	121.3	121.3	123.0
114.2	115.1	110.7	111.6	113.4	113.4
109.0	108.1	103.7	105.5	108.1	109.0
103.7	101.9	98.4	101.9	106.3	107.2
99.3	97.5	95.8	100.2	105.5	106.3
97.5	95.8	94.0	100.2	105.5	106.3
97.5	95.8	94.0	98.4	103.7	104.6
98.4	96.7	93.2	97.5	101.1	101.9
99.3	97.5	91.4	94.0	95.8	96.7
99.3	95.8	89.6	90.5	90.5	91.4
97.5	93.2	86.1	86.1	85.2	85.2
97.5	89.6	82.6	80.9	79.1	79.1
96.7	88.8	81.7	79.1	76.5	76.5
94.9	87.0	80.0	76.5	73.8	73.8
88.8	83.5	75.6	72.1	69.4	68.5
79.1	76.5	70.3	67.7	65.0	64.2
66.8	67.7	64.2	62.4	59.8	58.9
56.2	58.0	56.2	55.4	53.6	52.7
44.8	48.3	46.6	46.6	47.5	45.7
34.3	38.7	36.9	38.7	40.4	37.8
23.7	28.1	28.1	29.0	29.9	28.1
14.9	18.5	17.6	18.5	18.5	17.6
3.5	6.2	3.5	5.3	4.4	3.5
0.0	0.0	0.0	0.0	0.0	0.0
0.0	0.0	0.0	0.0	0.0	0.0
0.0	0.0	0.0	0.0	0.0	0.0
0.0	0.0	0.0	0.0	0.0	0.0
0.0	0.0	0.0	0.0	0.0	0.0
0.0	0.0	0.0	0.0	0.0	0.0
0.0	0.0	0.0	0.0	0.0	0.0
0.0	0.0	0.0	0.0	0.0	0.0

CANDELA DISTRIBUTION (continued):

	115°	125°	135°
110°	0.0	0.0	0.0
112.5°	0.0	0.0	0.0
115°	0.0	0.0	0.0
117.5°	0.0	0.0	0.0
120°	0.0	0.0	0.0
122.5°	0.0	0.0	0.0
125°	0.0	0.0	0.0
127.5°	0.0	0.0	0.0
130°	0.0	0.0	0.0
132.5°	0.0	0.0	0.0
135°	0.0	0.0	0.0
137.5°	0.0	0.0	0.0
140°	0.0	0.0	0.0
142.5°	0.0	0.0	0.0
145°	0.0	0.0	0.0
147.5°	0.0	0.0	0.0
150°	0.0	0.0	0.0
152.5°	0.0	0.0	0.0
155°	0.0	0.0	0.0
157.5°	0.0	0.0	0.0
160°	0.0	0.0	0.0
162.5°	0.0	0.0	0.0
165°	0.0	0.0	0.0
167.5°	0.0	0.0	0.0
170°	0.0	0.0	0.0
172.5°	0.0	0.0	0.0
175°	0.0	0.0	0.0
177.5°	0.0	0.0	0.0
180°	0.0	0.0	0.0

